



**Bhavan's Vivekananda College**  
 of Science, Humanities and Commerce  
 (Sainikpuri, Secunderbad, Telangana – 500094)  
 Accredited with 'A' Grade by NAAC  
 Autonomous College – Affiliated to Osmania University

### Student Satisfaction Survey Report 2017-18

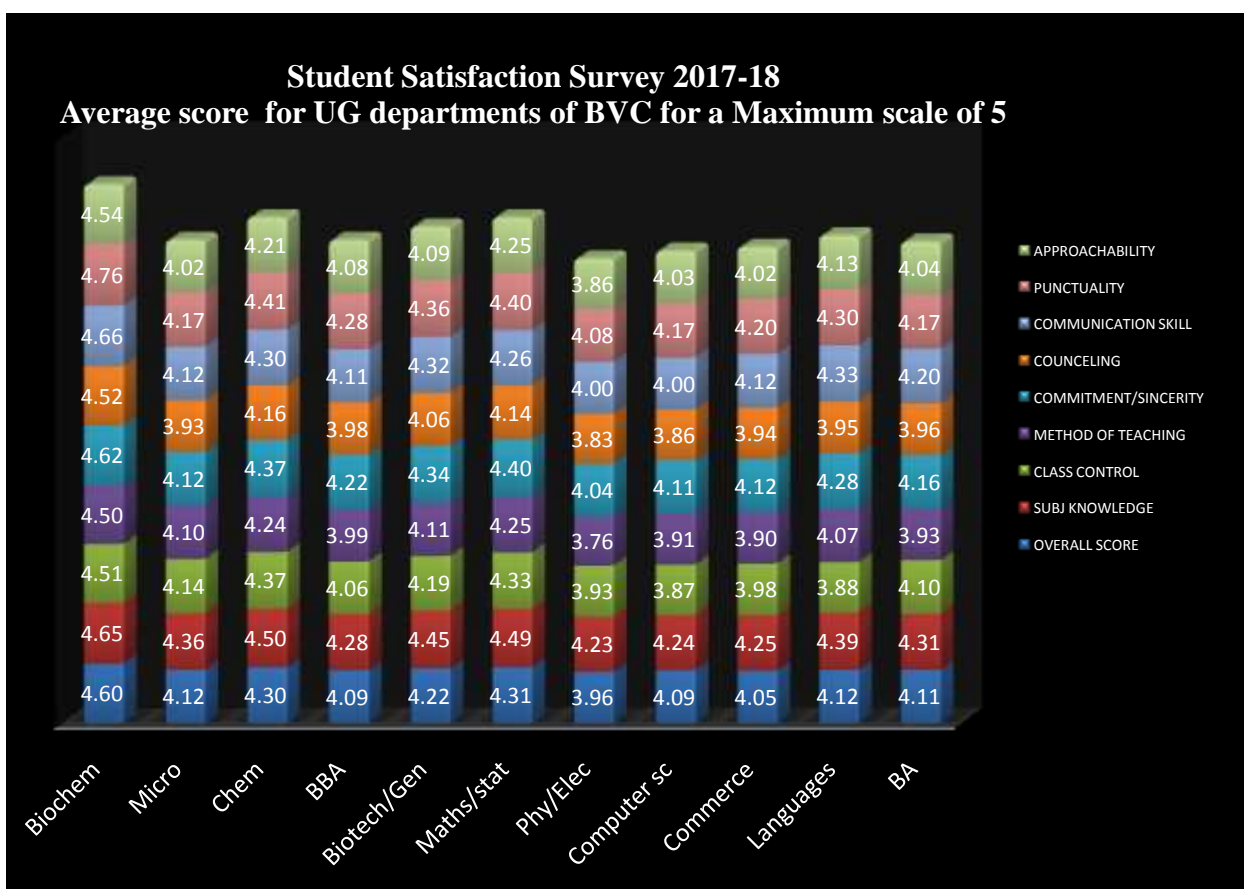


Figure 1: Graphical representation of all UG departments on a maximum scale of 5

Table 1: Values expressed in % for all UG departments

Parameters assessed	Biochemistry	Microbiology	Chemistry	BBA	Biotech/ Genetics	Maths/ Statistics	Physics/ Electronics	Computer science	Commerce	Languages	BA
Overall score	92.1	82.4	86.1	81.9	84.4	86.3	79.3	81.8	81.0	82.5	82.2
Subject knowledge	93.1	87.3	90.0	85.7	89.0	89.9	84.5	84.7	84.9	87.8	86.2
Class control	90.1	82.9	87.3	81.2	83.8	86.6	78.6	77.3	79.6	77.6	82.1
Method of teaching	90.0	82.0	84.8	79.7	82.1	84.9	75.2	78.2	78.0	81.3	78.6
Commitment/sincerity	92.4	82.5	87.4	84.4	86.8	88.1	80.7	82.2	82.4	85.5	83.2
Counselling	90.3	78.6	83.2	79.7	81.1	82.8	76.6	77.3	78.8	79.1	79.2
Communication skill	93.3	82.3	86.0	82.2	86.4	85.3	80.1	80.0	82.3	86.7	83.9
Punctuality	95.2	83.4	88.1	85.7	87.2	88.0	81.6	83.4	84.0	85.9	83.4
Approachability	90.9	80.4	84.1	81.6	81.8	84.9	77.2	80.6	80.3	82.7	80.8

Student satisfaction survey for the year 2017-18 was conducted with eight different parameters that includes Subject knowledge, Class control, Method of teaching, Commitment and sincerity of the tutor, counselling given by the faculty of respective department, communication skills, Punctuality of taking classes and approachability of faculty towards students. The Analysis after compilation of data gave a good big picture of the various departments. An overall score was also projected for each department. For subject knowledge, the scores of all departments ranged between 84.5% to 93.1%. This shows that subject knowledge of all the faculty of BVC has sound knowledge on subject which shows the quality of teacher in particular and college in general. The class control by faculty ranged from 77.3% to 90.1 %. For teaching methodology adopted by faculty more than 75% of students showed satisfied. For commitment and sincerity of teachers more than 80% of students were happy. For counselling regarding higher studies, career options or Personality development more than 76% of faculty are ranked high by the students. The punctuality of the faculty and discipline of the college were ranked high among all the parameters tested where the maximum being 95.2% and minimum being 83.4%(Figure 1 and Table 1). Students expressed a good satisfaction regarding the approachability of faculty to students. On an average almost all the criteria used for student satisfaction survey gave an output of more than 80% which are the main key indicators in assessing the quality of college and its faculty.

## Post graduate studies:

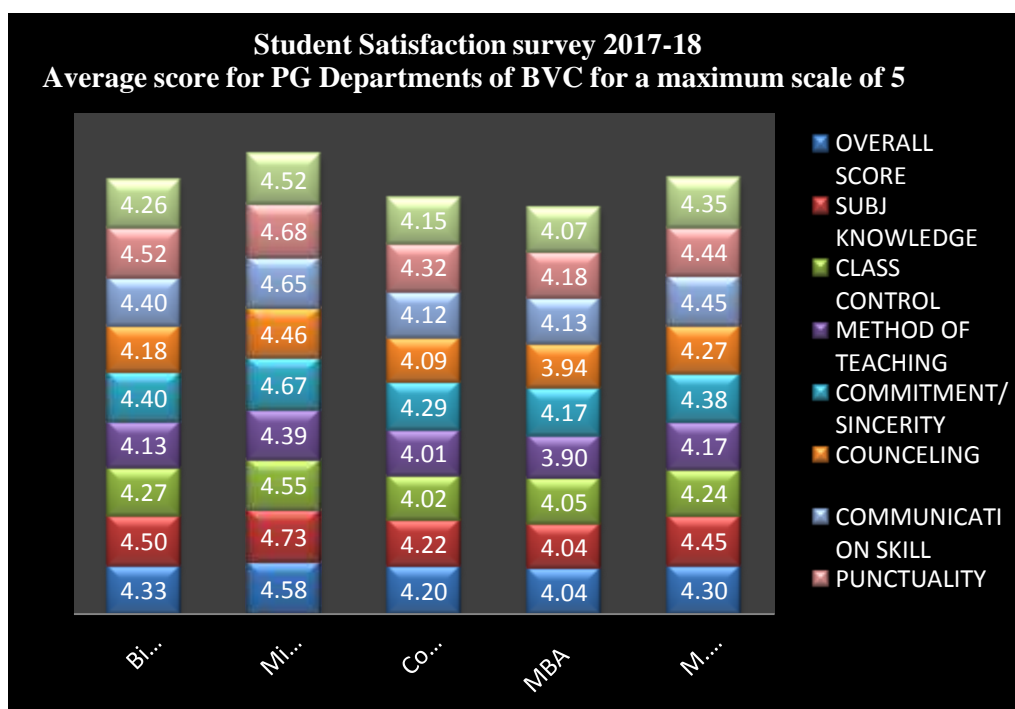


Figure 2: Graphical representation of all PG departments on a maximum scale of 5

Parameters assessed	Biochemistry	Microbiology	Computer science	MBA	M.Com
Overall score	86.53	91.64	84.00	80.85	86.04
Subject knowledge	89.99	94.68	84.42	80.82	89.02
Class control	85.42	90.93	80.45	81.02	84.79
Method of teaching	82.64	87.73	80.24	77.93	83.36
Commitment/sincerity	88.07	93.31	85.83	83.44	87.64
Counselling	83.52	89.24	81.86	78.86	85.40
Communication skill	87.99	93.01	82.41	82.67	89.02
Punctuality	90.38	93.69	86.40	83.57	88.86
Approachability	85.25	90.47	82.91	81.32	86.96

Table2: Values expressed in % for all PG departments

Student satisfaction survey for 2017-18 was conducted for eight different parameters. The average aggregate of all the departments were satisfying in almost all the parameters. Overall score ranged from 80.85 % to 91.64%. When analysed for independent parameters, subject knowledge of faculty, Communication skills, and Punctuality are rated high by students. Overall performance of all the departments was good with department of Microbiology being the highest and Department of management studies being the lowest (Figure2 and Table 2). The analysis also throws light on different parameters a department has to improve in comparison with other departments.

## College Average

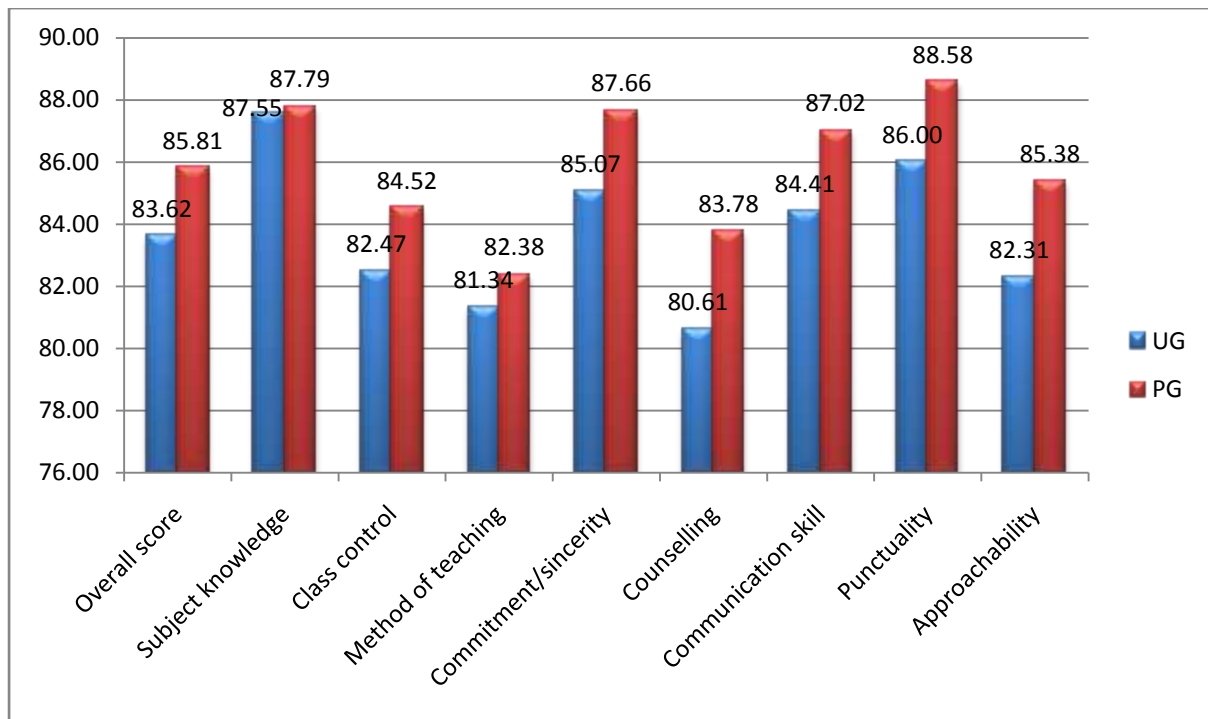


Figure 3: Overall average of parameters for college

From Figure 3 it was evident that all scores for all departments are above 80% with subject knowledge, Communication skills, Commitment/Sincerity and Punctuality being the highest and Method of teaching, Counselling and class control being rated low in comparison with other parameters.